















Ayr Campus

Access Plan for people with mobility difficulties

-  LIFTS
-  DISABLED PARKING
-  DISABLED PARK (restricted access)
-  TOILETS showing floor level
-  NUMBER OF STEPS
-  STEPS WITH HANDRAIL
-  SEVERE GRADIENT
-  MEDIUM GRADIENT
-  GENTLE GRADIENT
-  WHEELCHAIR ACCESS (POSSIBLE WITHOUT ASSISTANCE)
-  WHEELCHAIR ACCESS (ASSISTANCE REQUIRED)
-  FULL ACCESS ROUTES
-  PEDESTRIAN CROSSING
-  DROP KERBS

