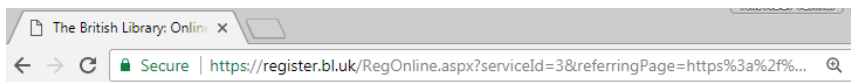
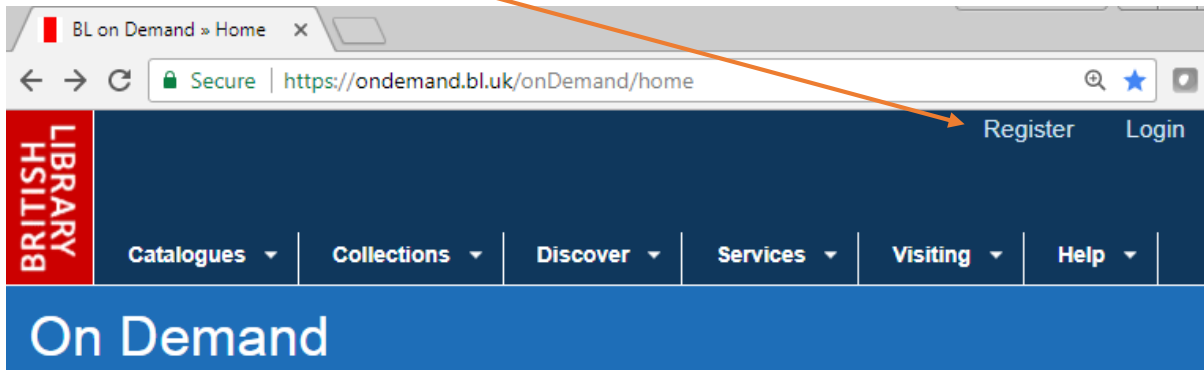


Register for a British Library (BL) On Demand account

1. Go to the BL On Demand homepage - <https://ondemand.bl.uk/onDemand/home>
2. Click on Register



MY ACCOUNT

bl.uk > My Account registration

How to register for the British Library On Demand

Already have a British Library Online Account?

If you already have an [Online Account](#) enter your username and password and click Continue.

Username (this may be your email address) *

Password *

[Forgotten username](#)
[Forgotten password](#)

3. If you already have a British Library Online Account, log in.

Don't have a British Library Online Account yet?

You will need to follow the steps below to use the British Library On Demand

Please note: Registration is currently required even if you are already a holder of a British Library Reader Pass. [Why?](#)

Step 1: Register for a British Library Online Account
Step 2: Confirm your email address
Step 3: Customise how you want to use the British Library On Demand

4. If you do not have a British Library Online Account, click on Register

Enter personal & security details

Fields marked with a * are mandatory

Personal details

Title * ✖

First name *

Last name *

Country *

Postcode

Date of birth

Email address *

Re-enter email address *

Security details

Username *

Password *

Confirm password *

Secret question *

Secret answer *

Terms & Conditions

I have read and accept the British Library's [Terms & Conditions of Service](#), and also its [Privacy Policy](#) which tells me how my personal information will be used by the British Library.

I'd also like the British Library to contact me from time to time by email or post with updates of its news, events, products, offers, and other British Library related information.

5. Complete the mandatory fields (marked with red asterisks)

6. Use your UWS staff or student email

7. Do not use the @ symbol in your username

8. Click on **Register**

*Note. The registration is not complete until your account has been activated. You will not be able to access any copies until you have completed the registration.



MY ACCOUNT

bl.uk > My Account registration > Activate your Online Account

Activate your online account

Thank you for registering for a British Library Online Account.

Your account number is: 1495531

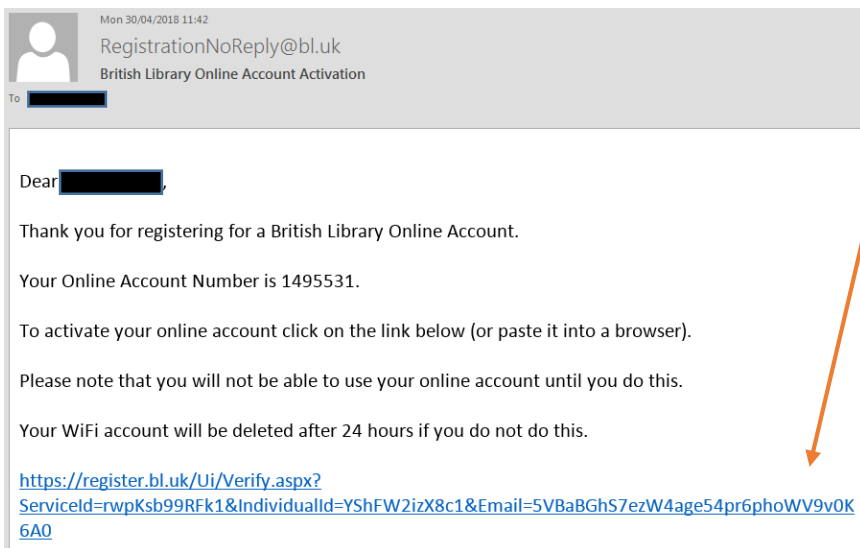
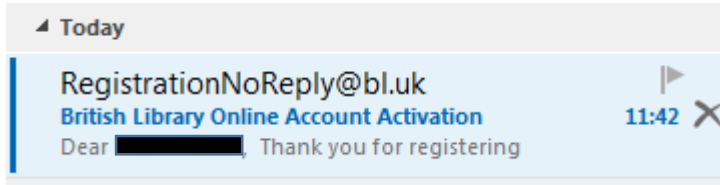
An email has been sent to the email address you supplied. Please click on the link in the email to activate your account.

Please note that you will not be able to use your account until you do this.

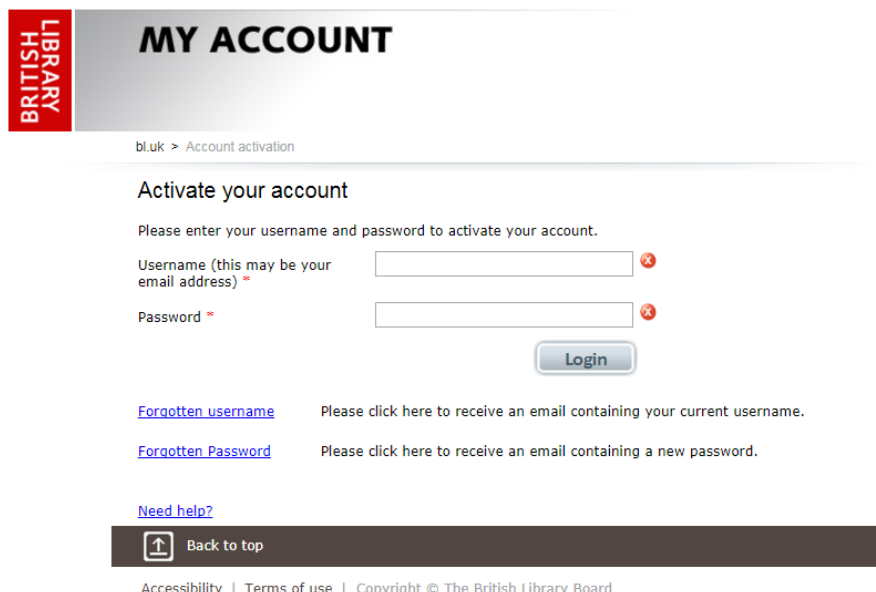
You can request another account activation email, a reminder of your username or change your password using [My Account](#) or contact Customer Services +44 (0)1937 546060 quoting your username or account number.

[Need help?](#)

9. Go to the inbox of the email address that you have used to register.



10. Open the email with “British Library Online Account Activation” and click on the link to activate your account.



11. Log in using the username and password used on the Register form



bl.uk > On Demand registration

Customise your contact details and additional information

Fields marked with a * are mandatory

The British Library collects additional information to help ensure we deliver the right services to our different audiences. Please see our [Privacy policy](#) for further information.

Contact Address

UK Postcode

Address Line 1 *

Address Line 2

Address Line 3

Town or City *

County or State

Province or Region

Postcode/Zip Code *

Country *

Delivery Address

Is your delivery address the same as your Yes No contact address?

12. Complete the mandatory fields (marked with red asterisks)

13. Click on Next.



bl.uk > On Demand registration

Accept On Demand terms and conditions

You must agree to these [terms and conditions](#).

I accept the conditions of British Library On Demand *

[Need help?](#)

[Back to top](#)

[Accessibility](#) | [Terms of use](#) | [Copyright](#) © The British Library Board

14. Select the box to accept the conditions.

15. Click on **Finish**